

Xerox®
Workflow & Solutions
Xerox® FreeFlow® Makeready®



Xerox® FreeFlow® Makeready®

Advanced prepress, simplified.
Your capabilities, amplified.



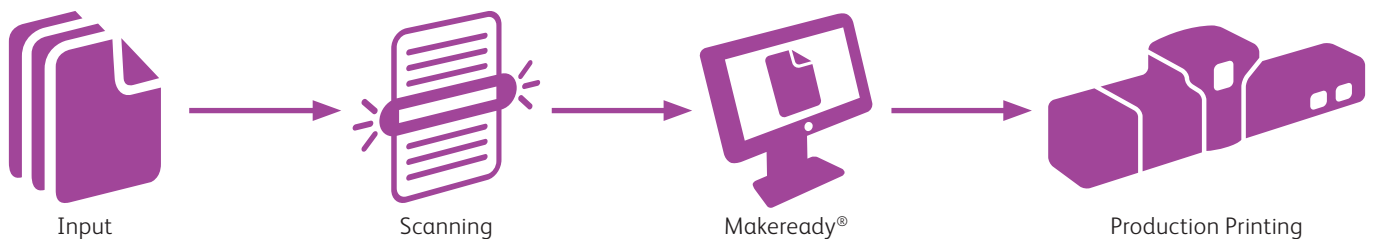
Take the time and effort out of capturing and editing documents and preparing jobs for print


Powerful prepress capabilities make it easy. Xerox® FreeFlow® Makeready® is a robust prepress tool that streamlines labour-intensive operations and helps you make short work of complex jobs.

With “what you see is what you get” (WYSIWYG) page programming, drag-and-drop document assembly and late-stage editing features, FreeFlow® Makeready® helps you prepare even the most complex documents for digital printing easily and efficiently – and preview the result before you even print a page.

FreeFlow® Makeready® lets you combine electronic and paper documents to create a unique file and print stream. It also gives you flexibility: while it’s fully integrated with select Xerox® DocuMate® scanners, you can also scan directly from your Xerox® production press or multifunction device.

Streamline your workflow with FreeFlow® Makeready®.





Unlimited connected scan input options

FreeFlow® Makeready® is compatible with select TWAIN-compliant, Xerox® DocuMate® scanners – enabling features such as advanced image processing and automatic image enhancement that deliver superior quality. With TWAIN scanning, you get consistent quality and reliable inputs using the included TWAIN driver that was developed specifically for FreeFlow® Makeready® – unlike other prepress solutions that use third-party drivers. You can even automatically retrieve processed jobs from the print server or import existing Adobe® PDF files.

Now even more powerful with Remote Scan technology

Remote Scan allows you to use FreeFlow® Makeready® with Xerox® production press onboard scanners and Xerox® multifunction devices to generate scanned input for production jobs. If your print engine has an embedded scanner, you can bring jobs back into FreeFlow® Makeready® or retrieve them from the print server. This eliminates the need for a standalone scanning device

on the print production floor, and makes it easy for you to create and produce many kinds of jobs, from course packs to complex training manuals and more.

So in addition to traditional image capture with Xerox® DocuMate® scanners, you now have another convenient option to incorporate scanned content into your job at the prepress stage. Remote scanning from your Xerox® production or office devices with onboard scanners – using Windows options, or Device options via Xerox® Extensible Interface Platform (EIP) – gives you more choices and control over scanned content.

Document editing with ease

The FreeFlow® Makeready® WYSIWYG interface lets you preview PDFs on-screen before printing. With integrated Adobe® image-editing capabilities, you can quickly and easily handle late-stage edit requests. Prepress features such as “Electronic Light Table” ensure page-to-page and front-to-back registration accuracy, saving you time and preventing costly printing errors.

What’s more, you can easily combine hardcopy and electronic documents; add, delete or move and rotate pages; add tabs and tab annotations, including automated tab creation using the bookmarks already embedded in your PDF.

Wide selection of printers. One consistent workflow. FreeFlow® Makeready® supports windows printing and enables WYSIWYG print submission to Xerox® digital colour and monochrome printers, featuring the widest selection in the industry. You can even save job tickets to unify job submission for all of your Xerox® printers, simplifying your reprint processes.

Create complex documents with ease

Boost productivity with quick, easy and accurate editing

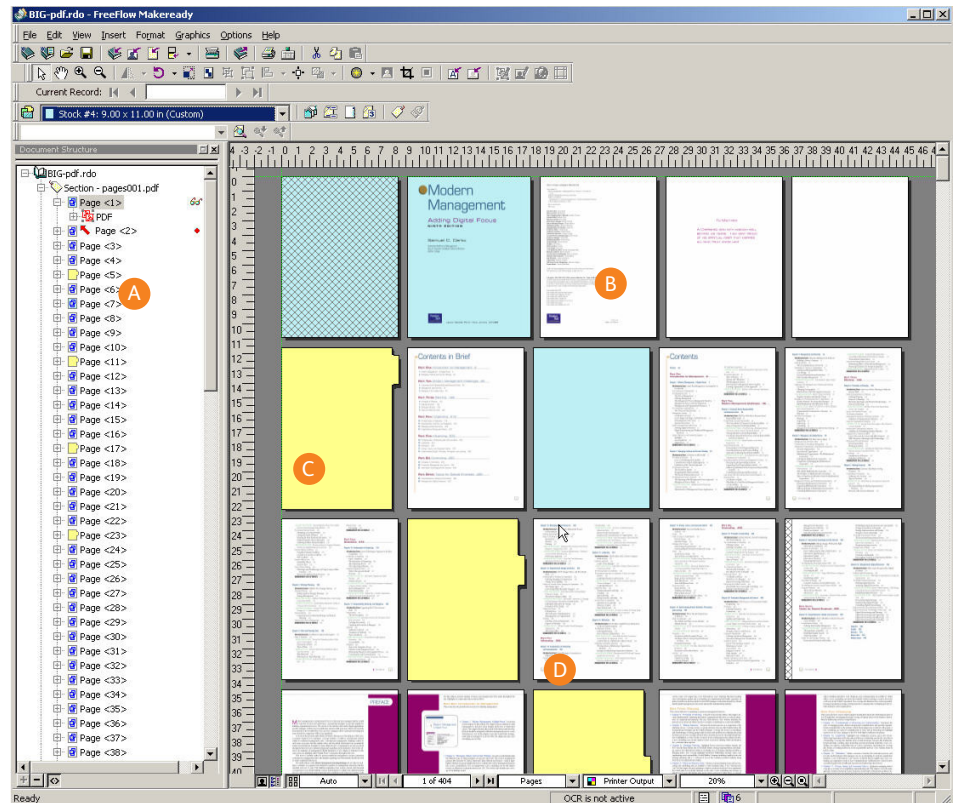
With drag-and-drop functionality, FreeFlow® Makeready® offers document-editing capabilities that save time, such as automatic tabs with tab annotation; simple personalisation; and added document security with Specialty Imaging Text effects. It provides your operators with the tools they need to tackle every job, from the most simple to the most complex.

A Accept a wide range of industry-standard file types, including Adobe® PostScript®, PDF, EPS, TIFF, JPEG and more. Achieve real productivity in a true PDF workflow with extensive document editing and production make-ready tools. Advanced tools support mixed page sizes and stocks, and honour original PDF properties.

B See the effects of your job setup before you print. FreeFlow® Makeready® packages document prepress activities into one simple, intuitive WYSIWYG interface to help reduce errors, save time, streamline processes, simplify proofing and make job programming easy.

C Create tabs easily with automatic tab annotation. Productivity and accuracy greatly increase as tab-programming processes are nearly eliminated.

D See your job changes reflected automatically in the job ticket. There's no need to update the job ticket: once you've dragged and dropped pages, updated tabs, and completed all of your job manipulations, FreeFlow® Makeready® will automatically configure the job ticket to match your latest changes – saving precious time when you're ready to print.



Do more with ease

- **Add basic variable content and add value to your documents** with the easy-to-use merge and labelling utility. Boost profits with high-value, personalised and versioned documents that you can create with ease.

- **Add more security to your documents** while providing increased creativity using Specialty Imaging Text effects, including:

- GlossMark®: visible only as a gloss under inclined illumination
- Correlation Mark: requires a “decoder” transparency to view
- MicroText Mark: can only be seen

with magnification; blurs when reproduced

– For a complete list, visit xerox.com/digital-printing/print-solutions/secure-printing

- **Edit your print jobs more easily.** You can delete, move and duplicate document pages; add blank pages; or even combine scanned and electronic pages.
- **Edit PDF pages.** Add watermarks, page numbers, headers and footers. You can also edit images within a PDF page, including image enhancements such as sharpening, rotating and cropping.

Xerox® FreeFlow® Makeready® Frequently Asked Questions

Q. Why do I need FreeFlow® Makeready®?

A. More jobs are moving to digital than ever before. FreeFlow® Makeready® allows you to efficiently and effectively prepare documents in almost any industry-standard file type and produce crisp, clean, formatted prints. Its ability to help you quickly and easily edit and update the files, as well as add security features and other elements – all while saving you time, effort and money in a streamlined workflow – makes FreeFlow® Makeready® indispensable to your operation.

Q. Does FreeFlow® Makeready® lock me into working with Raster Document Objects (RDO)?

A. Absolutely not. FreeFlow® Makeready® allows you to easily work in a PDF workflow, without any third-party tools. You do create an RDO file with Makeready®, but you can still easily output to PDF. Makeready® doesn't require you to add any additional capabilities.

Q. Isn't FreeFlow® Makeready® just basically a scanning tool?

A. It's much more than that. FreeFlow® Makeready® is a powerful prepress tool that you can use to prepare documents for digital printing, in which scanning may or may not be part of the process. In fact, because it accepts both electronic and scanned input, FreeFlow® Makeready® is often used without scanned inputs.



The most powerful solutions in the industry.

Our powerful and integrated strategy has been built into every component of our Workflow Solutions portfolio, ensuring that you get more than just tools. You get Tools + Intelligence. And you get Results.

Category	Benefit	Solutions
Job Management	Automating processes across your entire fleet to get jobs in and out of your shop is essential to productivity. With faster turnaround times and less room for error, you'll be able to bring in more work and grow your business.	Xerox® FreeFlow® Core Xerox® FreeFlow® Output Manager
Web to Print	Make your services more accessible and expand your reach by putting your business on the Web, allowing customers to submit jobs from anywhere, anytime, using a convenient online portal.	XMPIe® PersonalEffect® StoreFlow™
Prepress	Save time and money by automating labour-intensive prepress tasks. Basic imposition, tab programming, even simplified colour management can be handled by automation.	Xerox® FreeFlow® MakeReady® Xerox® FreeFlow® Express to Print
Variable Data Publishing	Delight your customers by using personalisation to create targeted, relevant touch points that drive value responses and get desired results for your customers.	Xerox® FreeFlow® VI Suite XMPIe® uDirect® XMPIe® PersonalEffect® Print
Cross-Media Publishing	Add value for your customers with personalised, consistent messages delivered across multiple communication channels. Delivering engaging communications across multiple channels – including print, email, Web, mobile, and video – creates a more engaging and interactive experience for customers and gets messages noticed. Xerox® cross-media publishing solutions make it possible to simultaneously develop multi-touch and multichannel communications while adding rich media to increase value and impact.	Xerox® FreeFlow® Digital Publisher XMPIe® PersonalEffect® eMedia Cloud XMPIe® PersonalEffect® TransMedia™ XMPIe® Circle™ XMPIe® uDirect® Video
Print Servers/ Controllers	Optimise the power of your printer up front with state-of-the-art colour management and automated job management – easy to use, tremendously productive, while ensuring the quality of your output, print after print.	Xerox® FreeFlow® Print Server EFI® Fiery® Digital Print Server
Integrated Solutions	Optimise the productivity of your print operation from end-to-end with uniquely integrated solutions from Xerox and our valued Xerox partners.	Xerox® IntegratedPLUS Finishing Solution Xerox® IntegratedPLUS Automated Colour Management
Colour Management	Be confident you will delight your customers and streamline your efforts with consistent colour every time. Consistent, accurate and repeatable colour you can depend on. These are just a few of the qualities your customers demand when it comes to colour printing. We make it easy for you to meet each of these challenges with our expertise and colour management solutions.	Xerox® IntegratedPLUS Automated Colour Management Xerox® MatchAssure

Additional Services

Customisation	Solutions customised or engineered to meet your specific needs.	Tailor-made solutions for individual customers with unique requirements
Professional Services	Receive consultation for solutions requiring configuration, integration, training and expertise to align to your specific environment.	Expertise across the full spectrum of workflow solutions

Xerox® FreeFlow® Makeready® Specifications

Software

Software applications included with FreeFlow® Makeready®:

- Scan and Print
- Scanner Support
- File Manager
- FreeFlow® Administration Tool
- File Conversion Tool
- FreeFlow® Print Manager – Advanced Print Path
- Hot Folder
- Printer Status
- Printer Administration
 - Registered Printer List Locator
 - Printer Registration
 - Network Agent
 - Security Certification

Options

- Set Labelling/Data Merge
- Copyright Clearance Management Service (U.S. and Canada only)
- MicroText Mark, GlossMark®, and Correlation Specialty Imaging Fonts

Minimum System Requirements

FreeFlow® Makeready® requires a server platform that meets the following minimum specifications for optimal performance:

- Processor: Intel® Core Duo 2.0 GHz or better
- System Memory: 4 GB
- Operating System:
 - Microsoft® Windows® 7 Ultimate, Professional, or Enterprise (32 and 64 bit)
 - Microsoft® Windows® 8.x Pro or Enterprise (32 and 64 bit)
- Hard Drive: Disk 1 (Drive C): 160 GB SATA 7200 RPM
- Video Capability: Video Controller (AGP- or PCI-based) with 128 MB RAM
- Ethernet Capability: 100/1000 MB/sec
- Display: CRT or LCD Monitor
- Input Devices: Keyboard and Mouse
- Peripheral Devices: DVD Drive
- Adobe® Acrobat® Professional

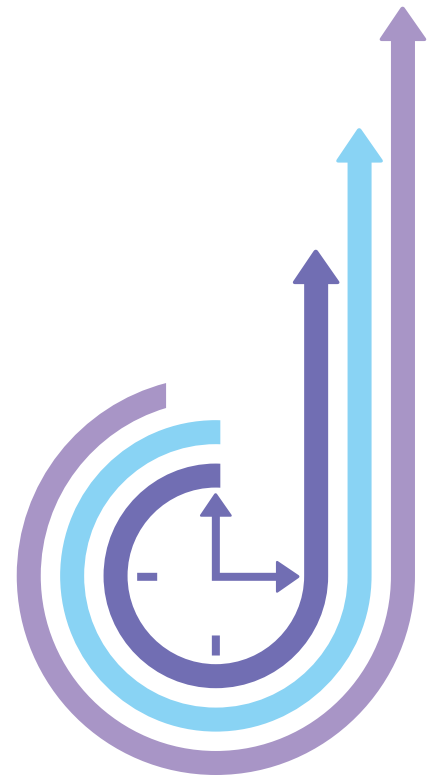
Supported Scanners

Direct Scanning

- Fully integrated with select Xerox® DocuMate® scanners (TWAIN 1.9 compliant or above)

Remote Scanning

- Two options for remote scanning:
 - Scan from Device is supported by Xerox® Extensible Interface Platform (EIP)-enabled production and office devices with version 2.5 and above, allowing you to scan directly to PDF
 - Windows® Image Acquisition (WIA) can be used to retrieve images from the scanned device using a native Microsoft® scanning driver



xerox.com/makeready

